

VISOFOLD 1000 Aluminium Bi-fold Doors

Please tick: Order ☐ Quote ☐
New Build ☐ Replacement/Extension ☐ Doc Q compliant ☐

YOUR CONTACT DETAILS

Company Name:	
Address:	
Postcode:	
Tel:	Fax:
Delivery Address:	
Postcode:	

SINGLE COLOUR

White ☐ Other ☐
RAL No.:

DUAL COLOUR

Internal RAL No.: External RAL No.:

FRAME SIZES

Width (mm)
Height (mm)

Note: You must allow 10mm tolerance between frame and opening size

CILL Included in overall frame height (cill height is 25mm)

150mm ☐ 190mm ☐
No Cill ☐

HINGE COLOUR (inc. D-HANDLE)

White ☐ Colour Matched ☐
Black ☐ Black (with chrome D) ☐

HEAD PACKER

42mm ☐ Included in height ☐

TRICKLE VENTS ☐

In 42mm head packer ☐ In sashes ☐

Quantity 1 ☐ 2 ☐ 3 ☐

Please draw position on grid

Date required:

Your ref/order No.:

OPENING CONFIGURATION

Inward ☐ Outward ☐

SQUARE SASH ☐ **STEPPED SASH** (Dummy transoms available) ☐

DELIVERY OPTION

Fully assembled ☐
Kit form (must be if over 5100mm) ☐
Glazed (full spec inc spacer bar colour) ☐
Unglazed ☐

BOTTOM TRACK DETAIL (see overleaf for details)

Standard outer frame 51.5mm x 82mm ☐
Low threshold 15mm (Satin anodised only & not weather rated) ☐
175mm Integrated cill/threshold ☐

DRAINAGE REQUIRED

Face ☐ Concealed ☐
None (only if internal door) ☐

MAIN HANDLE COLOUR

White ☐ Black ☐ Chrome ☐
Gold ☐ Satin Silver ☐ Colour Matched ☐
Graphite ☐ Enduro Steel (GREENTEQ) ☐

SHOOTBOLT HANDLE COLOUR

White ☐ Black ☐ Chrome ☐
Brushed Silver ☐ Colour Matched ☐


MAGNETIC PANEL CATCH

Chrome ☐ Colour Matched ☐

Clearly mark on the grid shown the configuration required. The elevation of the door is as viewed from the outside. Mark along the arrows the direction that each panel has to travel.

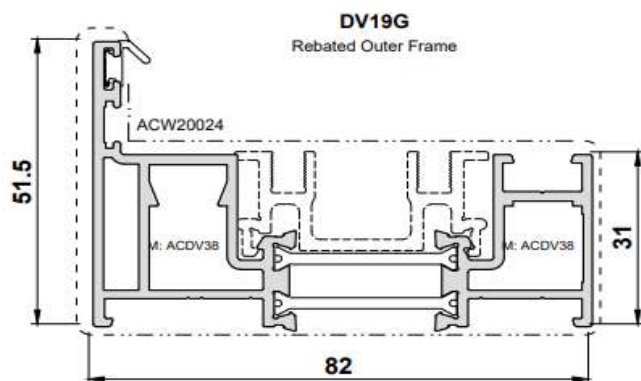
If you have 2 swing panels, indicate on this drawing which panel you would like to open first (with "FIRST")

Left Jamb



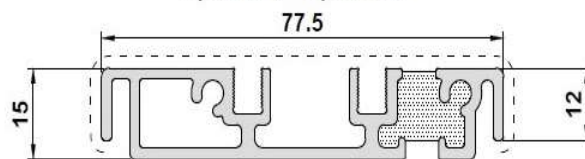
Right Jamb

Maximum sash size 1200mm x 2500mm
Minimum recommended sash size 700mm x 1775mm



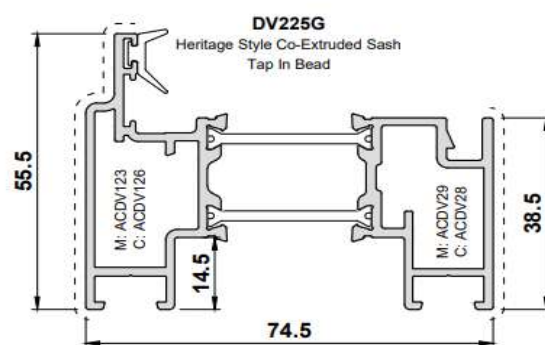
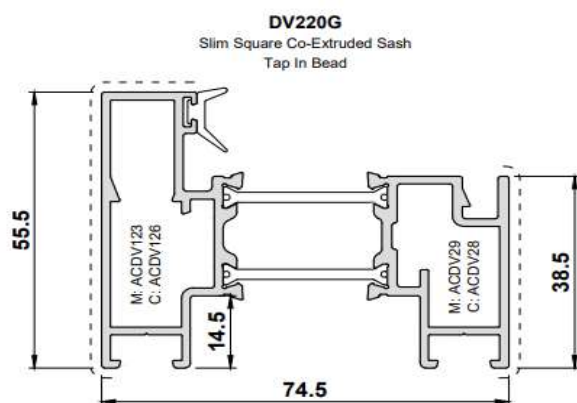
DV171* / DV271*

Low Threshold
Open In / Open Out



End Cap = ACDV171

*DV171/*DV271 is non-rebated. Please use rebated threshold where enhanced weather performance is required.



DV178 CILL THRESHOLD

USE WITH DV19 ONLY

OPEN OUT ONLY

